



# Carbon Steel Self-Compensating Slim Clamps


## 1-800-822-6080

Note: All Dimensions are in inches.

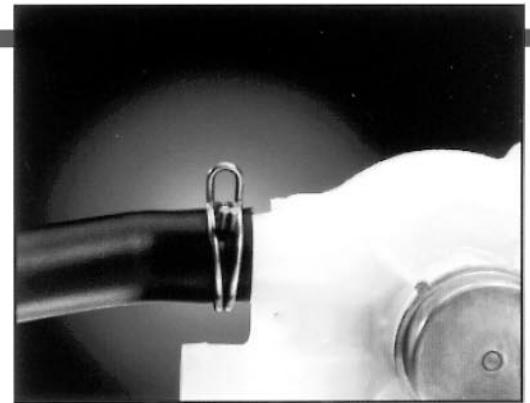
Rotor Clamp HC No.	Case Quantity Min.	Approx. Case Weight (lbs.)	Nom. Wire Dia.	EFFECTIVE CLAMPING RANGE				D No-Go Gage Dia.	X Dia. Gaging Wire	G Clearance at overlap Max.	F Length of Tangs	W Width over Tangs Max.	Z Width over Tangs when on a Dia.		S Stamp Ht. Std. Wire	Y Overall Height (Ref. Only)	Color Code *	Pneumatic Installation Tool **
				A Max. Dia.	B Nom. Dia.	C Min. Dia.	1						2					
HW-9	8000	39	.082	.573	.562	.551	.520	.006	.025	1/4	+0.00-1/32	1-1/16	.415	+0.020-.000	3/64	1.25	ZD	PWS-9
HW-11	6000	33	.087	.703	.688	.671	.635	.006	.025	1/4	+0.00-1/32	1-1/8	.425	+0.020-.000	3/64	1.38	R	PWS-11
HW-12	5000	30	.087	.770	.750	.730	.690	.008	.031	1/4	+0.00-1/32	1-3/16	.425	+0.020-.000	3/64	1.38	ZD	PWS-12
HW-13	4000	28	.092	.832	.812	.792	.740	.008	.031	1/4	+0.00-1/32	1-1/4	.410	+0.020-.000	1/16	1.38	G	PWS-13
HW-14	3000	26	.092	.900	.875	.850	.800	.008	.031	1/4	+0.00-1/32	1-1/4	.410	+0.020-.000	1/16	1.49	R	PWS-14
HW-16	2500	29	.107	1.031	1.000	.969	.915	.008	.062	1/4	±1/32	1-1/2	.510	+0.020-.000	1/16	1.75	G	PWS-16
HW-18	1700	28	.122	1.150	1.125	1.100	1.030	.010	.062	1/4	±1/32	1-5/8	.525	+0.020-.000	1/64	1.88	ZD	PWS-18
HW-19	1400	24	.122	1.218	1.187	1.152	1.095	.010	.062	1/4	±1/32	1-5/8	.510	+0.020-.000	5/64	1.88	G	PWS-19
HW-20	1400	23	.122	1.280	1.250	1.219	1.145	.010	.062	1/4	±1/32	1-3/4	.525	+0.030-.000	1/16	1.88	R	PWS-20
HW-21	1300	28	.132	1.344	1.312	1.281	1.210	.010	.062	1/4	±1/32	1-3/4	.540	+0.030-.000	1/16	2.19	ZD	PWS-21
HW-22	1000	22	.132	1.406	1.375	1.344	1.250	.010	.062	1/4	±1/32	1-7/8	.540	+0.030-.000	1/16	2.19	G	PWS-22
HW-23	1000	23	.132	1.468	1.437	1.406	1.300	.010	.062	1/4	±1/32	1-7/8	.525	+0.030-.000	5/64	2.19	R	PWS-23
HW-24	1000	24	.132	1.531	1.500	1.469	1.350	.010	.062	1/4	+1/16-.000	1-7/8	.540	+0.030-.000	1/16	2.25	ZD	PWS-24
HW-26	900	27	.142	1.672	1.625	1.578	1.455	.010	.062	1/4	±1/16	2	.580	+0.030-.000	5/64	2.56	ZD	PWS-26

\* G-GREEN, R-RED, ZD- ZINC DICHROMATE (YELLOW).

# APPLICATIONS



CTB Clamp on automotive cooling system.




Double wire clamp on appliance pump.



Rotor Clamp CTB hose clamps in use on plastic water valve.

(Photo courtesy of Eaton Corporation, Automotive Controls Division).



CTB Clamp on automotive cooling system overflow tank.